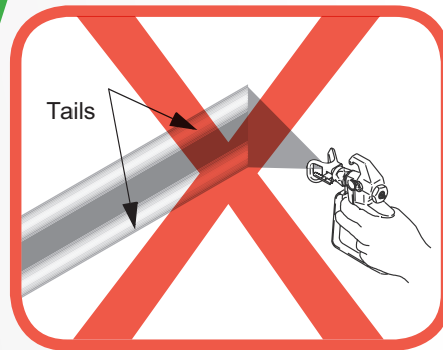
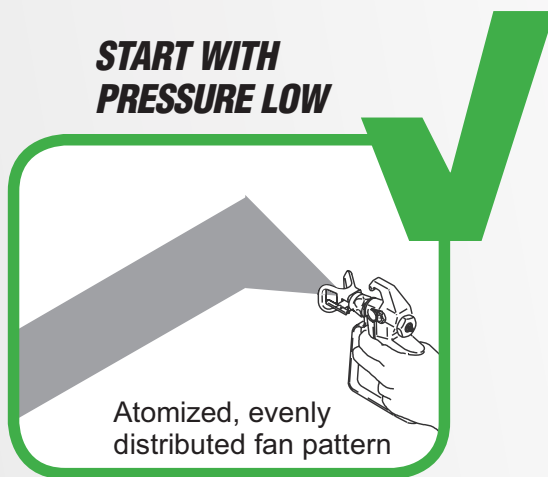


LOWER YOUR PRESSURE FOR MAXIMUM BENEFITS



ADJUST PRESSURE TO MINIMIZE OVERSPRAY:



TURN UP ONLY UNTIL YOU ELIMINATE TAILS



1. START WITH PRESSURE AT A LOW SETTING



2. TURN PRESSURE UP IN SMALL INCREMENTS UNTIL TAILS ARE ELIMINATED



3. DO NOT TURN PRESSURE HIGHER THAN IS NEEDED TO REMOVE TAILS FROM YOUR PATTERN

LOWERING SPRAY PRESSURE can reduce flow in some materials. Increase tip orifice size to maintain speed and material flow if needed.



RAC X LP

▶ 27 RAC X LP Tip sizes for large jobs and high production applications




RAC X FF LP

▶ 21 RAC X FF LP Tip sizes for Fine Finish applications

LATEX WALL PAINT @ 1200 PSI (83 bar)



LP DELIVERS EVEN PATTERN AT LOW PRESSURE



OTHER TIPS PRODUCE TAILS AT SAME PRESSURE



SPRAY AT UP TO 50% LOWER PRESSURE!

RAC X™ LP AND FF LP LOW PRESSURE REVERSIBLE SPRAY TIP

- ▶ LESS OVERSPRAY
- ▶ REDUCES PREP & CLEANUP
- ▶ UP TO 2X LIFE